

Web Pages (Provider Landing Page)

28. Each business that sells the online classes receives its own webpage (example: <https://subdomain.onlinetexasltc.com/shoot-point-blank> <https://shoot-point-blank.onlinetexasltc.com/>).

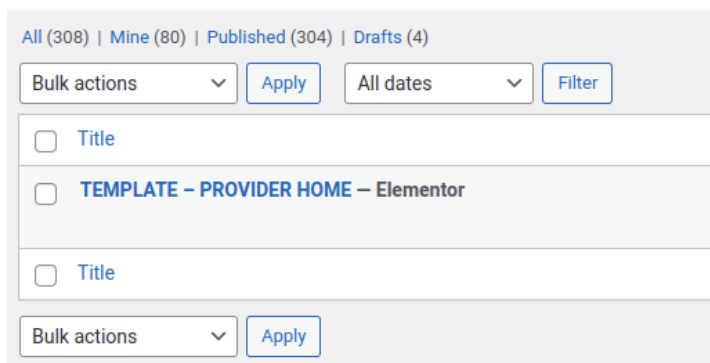
>>> The new system is subdomain-based. Each business will receive a dedicated subdomain URL.

29. Each page is based on a standard template.

- You can view and edit that standard template in **wp-admin > Pages > TEMPLATE - PROVIDER HOME** page.

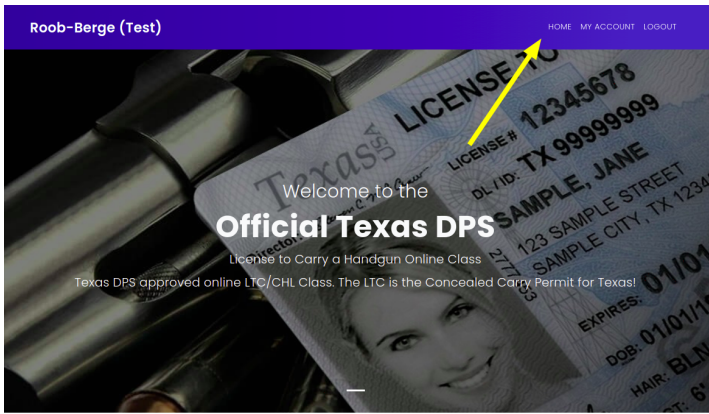
This is the page that is cloned for every provider, as their dedicated home page. This means, that all the providers' home pages are just normal pages, which super admin can make any change to.

Any changes you make to this page template page will apply to future registrations.

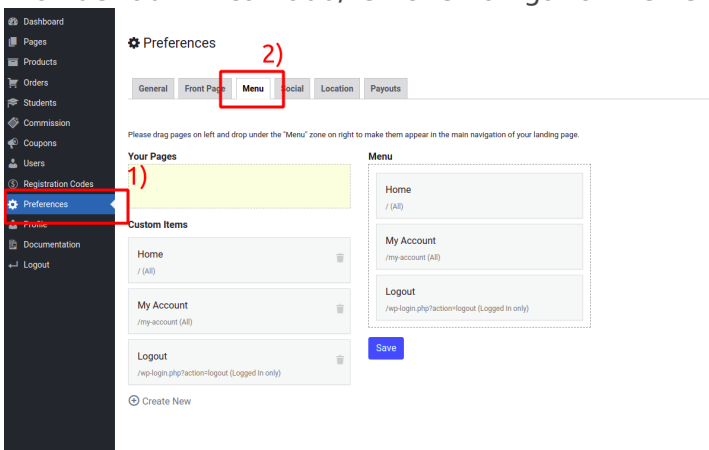


30. These pages will not have the standard site menu at the top to keep customers on the business page.

>>> Whenever a provider home template is cloned for it on signup, the provider home page gets a simple basic navigation bar.



Provider admin can add/remove navigation items from provider admin.



[+ Create New](#)

Label

Enter Item label here

Please enter the label of the item.

Link

Enter Link here

Enter the URL to which a click on this item would lead to

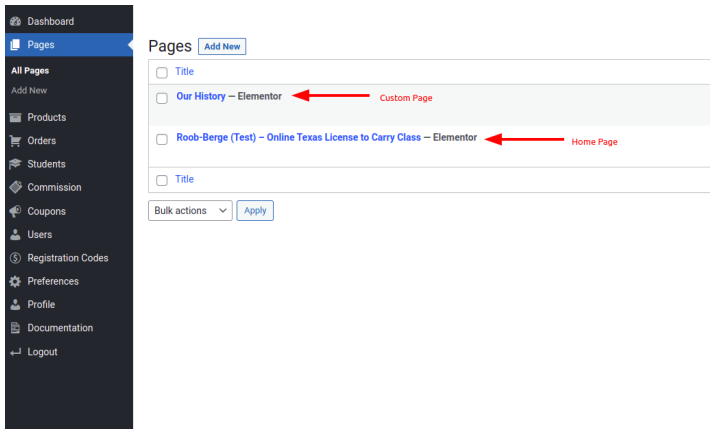
Visibility

- Visible to all
- Visible only to logged out user
- Visible only to logged in user

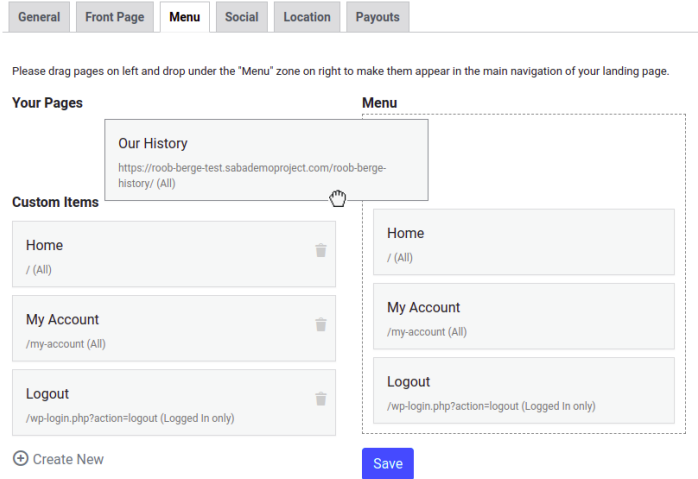
[Create](#) [Cancel](#)

31. Individual business webpages need to be customizable as well for custom content a business may want.

>>> Provider admin can also create additional pages. Those pages are then available to be drag-n-dropped to the menu on the screen shown above.



Preferences



32. The page will be automatically created upon the business signing up.

33. The page will have the business products to purchase and some basic information about the class.

For an example see: OnlineTexasLTC.com/Shoot-Point-Blank

>>> The standard template for the provider home page also contains a shortcode [LTC_PRODUCTS]. This displays the provider's products and can also be used on custom pages that the provider creates.

34. This page template does not have to stay as it is. Better-looking pages would be good.

>>> Initially, we developed multiple header designs for the provider's home page. But on Joel's request in a meeting, we restricted it to one common header design for all providers

35. Sign Up Form (<http://onlinetexasltc.com/becomeaprovider/>) Businesses will be able to sign up to become a provider and fill out the form.

>>> It's <https://sabademoproject.com/become-a-provider/>, a two-setup signup process.

Register Now

Cruickshank, Bosco and Jenkins (Test)

Graham

Hirthe

graham.1652179347@mailinator.com

By submitting this form, I agree to the Online Texas LTC [Terms and Conditions](#)


✔ Success.

Thank you for the registration request. **Please check your email inbox (or spam) for email verification and further instructions.**

Submit

Step 1

After the first step, the super admin will receive an email alert:

New provider registered (Step 1) Inbox x 



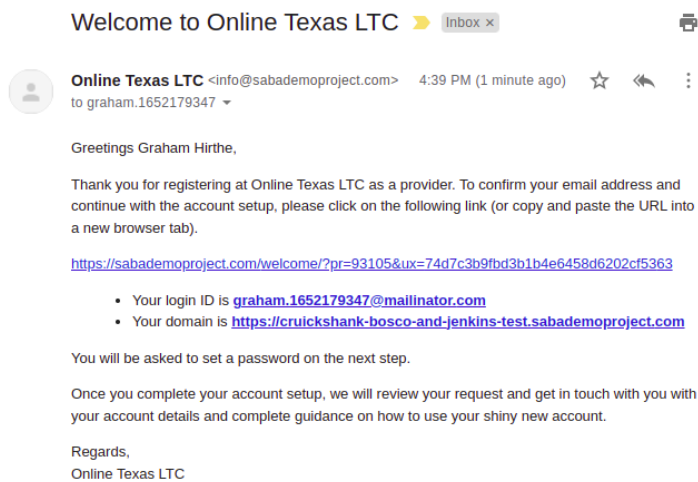
Online Texas LTC <info@sabadem...> 4:39 PM (0 minutes ago) ☆ ↩ ⋮
to me ▾

Hi, Someone just submitted a Provider Registration form at **Online Texas LTC** website. Here are the details:

- **Business Name:** Cruickshank, Bosco and Jenkins (Test)
- **Name:** Graham Hirthe
- **Email:** graham.1652179347@mailinator.com

A verification email has been sent to the provider with instructions to continue the registration process at step 2. You should receive another email with more details once the provider finishes the next step. Meanwhile, you can login to the admin and click [here](#) to review the request and then publish it. Regards, Webmaster, Saba Inc.

so does the provider as well:



The provider clicks the link and completes the registration:

Welcome Cruickshank, Bosco and Jenkins

Thank you Graham Hirthe for confirming your email address. Please provide your contact details here, so we can finish setting up your account.

+14248805429

.....

Business Address

Apartment, unit, st

- Murphy Canyon Road San Diego, CA, USA
- Murphy Avenue Sunnyvale, CA, USA
- Murphy Road Stafford, TX, USA
- Murphy Road Nashville, TN, USA
- Murphy Road Wilmington, IL, USA

San Diego

California

powered by Google

By submitting this form, I agree to the Online Texas LTC [Terms and Conditions](#)

Success

Thank you for completing the registration process. We'll review your request and get back to you ASAP.

Submit

Step 2

And then the superadmin receives another email:

Cruikshank, Bosco and Jenkins (Test) completed Registration (Step 2) Inbox x

 **Online Texas LTC** <info@sabademoproject... 4:44 PM (1 minute ago) ☆ ↶ ⋮
to me ▾

Hi,

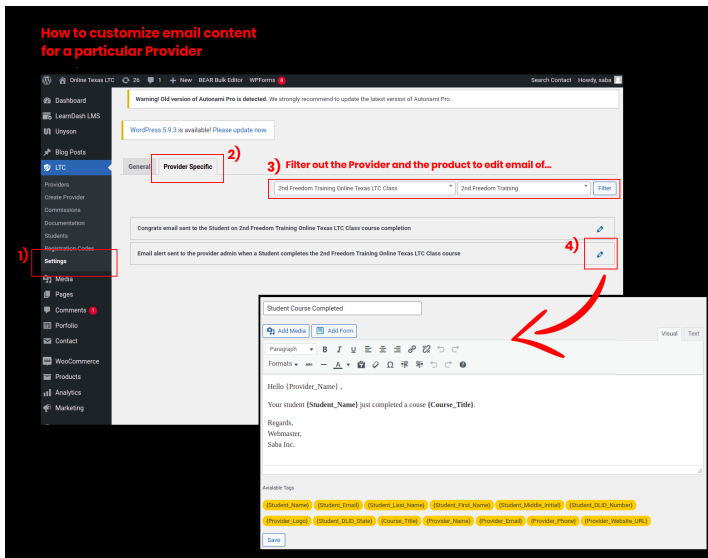
Cruikshank, Bosco and Jenkins (Test) has just completed the 2nd step of Provider Registration form. Here are more details:

- **Phone Number:** +14248805429
- **Address:** Murphy Canyon Rd, San Diego, CA 92123

Please login to the [admin](#) and [click here](#) to review the request and then publish it.

Regards,
Webmaster,
Saba Inc.

Email contents of these emails are customizable via wp-admin > LTC > Settings:



The screenshot shows the WordPress admin dashboard with the 'LTC' menu item selected. The 'Settings' sub-menu is highlighted with a red circle and labeled '1)'. The 'Provider Specific' settings are shown, with a red box around the 'Provider Specific' label and labeled '2)'. A dropdown menu is open, showing '2nd Freedom Training Online Texas LTC Class' selected, with a red box around it and labeled '3) Filter out the Provider and the product to edit email of...'. The 'Email alert sent to the provider admin when a Student completes the 2nd Freedom Training Online Texas LTC Class course' option is checked, with a red box around it and labeled '4)'. A red arrow points from the '4)' box to a preview window titled 'Student Course Completed'. The preview window shows a text editor with the following content: 'Hello [Provider_Name], Your student [Student_Name] just completed a course [Course_Title]. Regards, Webmaster, Saba Inc.' Below the preview, there are several placeholder tags for variables like [Student_Name], [Provider_Email], [Course_Title], [Provider_Name], [Provider_Phone], and [Provider_Website_URL].

36. The webpage and account setup of the business will be automated.

37. Super admin can also create a provider from the super-admin backend

Revision #3

Created 12 May 2022 07:06:29 by Admin

Updated 13 May 2022 16:17:06 by Admin